

# PASSIVE DETECTION OF RANK-ONE SIGNALS WITH A MULTIANTENNA REFERENCE CHANNEL

I. Santamaria<sup>1</sup>, L. L. Scharf<sup>2</sup>, D. Cochran<sup>3</sup>, J. Via<sup>1</sup>,

<sup>1</sup>Dept. of Communications Engineering, University of Cantabria, Spain

<sup>2</sup>Dept. of Mathematics, Colorado State University, Fort Collins, CO, USA

<sup>3</sup>Dept. of Electrical Engineering, Arizona State University, AZ, USA

## ABSTRACT

In this work we consider a two-channel passive detection problem, in which there is a surveillance array where the presence/absence of a target signal is to be detected, and a reference array that provides a noise-contaminated version of the target signal. We assume that the transmitted signal is an unknown rank-one signal, and that the noises are uncorrelated between the two channels, but each one having an unknown and arbitrary spatial covariance matrix. We show that the generalized likelihood ratio test (GLRT) for this problem rejects the null hypothesis when the largest canonical correlation of the sample coherence matrix between the surveillance and the reference channels exceeds a threshold. Further, based on recent results from random matrix theory, we provide an approximation for the null distribution of the test statistic.

**Index Terms**— Passive detection, generalized likelihood ratio test, reduced-rank, canonical correlations, random matrix theory.

## 1. INTRODUCTION

In this work we consider a passive detection problem in which there is a surveillance channel where the presence/absence of a target signal is to be detected, and a reference channel that provides a noise-contaminated version of the target signal, and hence assists the surveillance channel in the detection process. This problem is of interest in applications such as passive radar, passive sensing or communications, among others. In passive radar, for instance, commercial RF signals are used as non-cooperative transmitters that illuminate potential targets of interest [1–3]. The reference channel acquires a version of the transmitted signal through a direct path (i.e., transmitter-receiver), whereas the surveillance channel acquires a different version of the transmitted signal through a target path (i.e., transmitter-target-receiver). The signal paths for the reference and the surveillance channels are typically separated by digital beamforming using directional antennas. In communications, passive detection might have application in cognitive radio [4], or to enhance the transmission opportunities of small cells in Heterogeneous Networks (HetNets) [5].

Passive target detection with a noisy reference channel has recently been considered in [1, 6] for an unknown deterministic signal

---

The work of I. Santamaria was supported by the Spanish Government through grants PRX14/0028 (Estancias de Movilidad de Profesores, Ministerio de Educación) and by project RACHEL (TEC2013-47141-C4-3-R) funded by the Ministerio de Economía y Competitividad (MINECO). The work of L. Scharf and D. Cochran was supported in part by a sub-contract with Matrix Research for research sponsored by the Air Force Research Laboratory under contract FA8650-14-D-1722.

and single-antenna receivers. The multi-antenna case, for deterministic signals and under spatially white noise of *known* variance, has been addressed in [2]. In this paper, we address the passive detection problem in a multivariate normal model when the surveillance and reference channels are equipped with  $M$  antennas, the transmitted signal is an unknown rank-one signal, and the noises at surveillance and reference channels are uncorrelated between them, but each having an unknown and arbitrary spatial covariance matrix. This a problem of testing the covariance structure in a two-channel multivariate normal model. Detection of a rank-one signal under white noise of unknown level has been addressed in [7], and extensions to diagonal noise covariance matrices and rank- $P$  signals can be found in [8], and [9, 10], respectively. Other variants of this problem have been considered in [11–16]. Differently from these single-channel detection, the model considered in this paper cannot be solved without the assistance of a reference channel.

In this paper, we show that the generalized likelihood ratio test (GLRT) for our problem rejects the null hypothesis when the largest canonical correlation of the sample coherence matrix between the surveillance and the reference channels exceeds a threshold. Further, we provide an approximation for the null distribution that allows us to set the threshold for a given probability of false alarm.

### 1.1. Notation

The superscripts  $(\cdot)^T$  and  $(\cdot)^H$  denote transpose and Hermitian, respectively. The determinant, trace and Frobenius norm of a matrix  $\mathbf{A}$  will be denoted, respectively, as  $\det(\mathbf{A})$ ,  $\text{tr}(\mathbf{A})$  and  $\|\mathbf{A}\|_F$ .  $\mathbf{I}_M$  is the identity matrix of dimensions  $M \times M$ , and  $\mathbf{0}_M$  denotes either a column vector with  $M$  zeros, or the zero matrix of dimensions  $M \times M$  (the difference should be clear from the context). We use  $\mathbf{A}^{1/2}$  ( $\mathbf{A}^{-H/2}$ ) to denote the square root matrix of the Hermitian matrix  $\mathbf{A}$  ( $\mathbf{A}^{-1}$ ). The expectation operator will be denoted by  $E[\cdot]$ , and  $\mathbf{x} \sim \mathcal{CN}(\mathbf{0}, \mathbf{R})$  indicates that  $\mathbf{x}$  is a complex circular Gaussian random vector of zero mean and covariance  $\mathbf{R}$ . Finally,  $\text{diag}_M(\mathbf{A})$  is a block-diagonal matrix formed by  $M \times M$  blocks on the diagonal.

## 2. PROBLEM FORMULATION

We consider a passive network consisting of a reference channel and a surveillance channel, both equipped with  $M$  antennas. Denoting the signal transmitted by the non-cooperative transmitter as  $s[n]$ , the detection problem can be formulated as follows:

$$\begin{aligned} \mathcal{H}_0 : \begin{bmatrix} \mathbf{x}_s[n] \\ \mathbf{x}_r[n] \end{bmatrix} &= \begin{bmatrix} \mathbf{0}_M \\ \mathbf{h}_r \end{bmatrix} s[n] + \begin{bmatrix} \mathbf{v}_s[n] \\ \mathbf{v}_r[n] \end{bmatrix}, \\ \mathcal{H}_1 : \begin{bmatrix} \mathbf{x}_s[n] \\ \mathbf{x}_r[n] \end{bmatrix} &= \begin{bmatrix} \mathbf{h}_s \\ \mathbf{h}_r \end{bmatrix} s[n] + \begin{bmatrix} \mathbf{v}_s[n] \\ \mathbf{v}_r[n] \end{bmatrix}; \end{aligned} \quad (1)$$

where  $\mathbf{x}_s[n] \in \mathcal{C}^M$  and  $\mathbf{x}_r[n] \in \mathcal{C}^M$  are the surveillance and reference signals,  $\mathbf{h}_s$  and  $\mathbf{h}_r$  represent the channels, and  $\mathbf{v}_s[n]$ ,  $\mathbf{v}_r[n]$  model the additive noise. For notational convenience, the signal, noise, and channel vectors can be stacked as  $\mathbf{x}[n] = [\mathbf{x}_s[n]^T, \mathbf{x}_r[n]^T]^T$ ,  $\mathbf{v}[n] = [\mathbf{v}_s[n]^T, \mathbf{v}_r[n]^T]^T$  and  $\mathbf{h} = [\mathbf{h}_s^T, \mathbf{h}_r^T]^T$ , respectively.

In this work, we make the following assumptions:

- (A1) The propagation delay difference between the surveillance and reference channels, as well as the Doppler shift in the case of moving targets, have been previously estimated and compensated via cross-correlation processing, like in bistatic radar systems [17].
- (A2) The transmitted signal is modeled as a temporally white complex Gaussian signal:  $s[n] \sim \mathcal{CN}(0, 1)$ .
- (A3) The noise is modeled as a temporally white complex Gaussian vector with a  $2M \times 2M$  spatial noise covariance matrix given by

$$\boldsymbol{\Sigma} = E[\mathbf{v}[n]\mathbf{v}[n]^H] = \begin{bmatrix} \boldsymbol{\Sigma}_{ss} & \mathbf{0}_M \\ \mathbf{0}_M & \boldsymbol{\Sigma}_{rr} \end{bmatrix}, \quad (2)$$

where  $\boldsymbol{\Sigma}_{ss}$  and  $\boldsymbol{\Sigma}_{rr}$  are arbitrary full-rank positive definite (pd) matrices.

With these assumptions, the detection problem (1) amounts to testing between two different structures for the composite covariance matrix of  $\mathbf{x}[n] \sim \mathcal{CN}(\mathbf{0}_{2M}, \mathbf{R})$ . More specifically,

$$\begin{aligned} \mathcal{H}_0 : \mathbf{x}[n] &\sim \mathcal{CN}(\mathbf{0}_{2M}, \mathbf{R}_0), \\ \mathcal{H}_1 : \mathbf{x}[n] &\sim \mathcal{CN}(\mathbf{0}_{2M}, \mathbf{R}_1), \end{aligned} \quad (3)$$

where

$$\mathbf{R}_0 = \begin{bmatrix} \boldsymbol{\Sigma}_{ss} & \mathbf{0}_M \\ \mathbf{0}_M & \boldsymbol{\Sigma}_{rr} + \mathbf{h}_r \mathbf{h}_r^H \end{bmatrix}, \quad (4)$$

and

$$\mathbf{R}_1 = \begin{bmatrix} \boldsymbol{\Sigma}_{ss} + \mathbf{h}_s \mathbf{h}_s^H & \mathbf{h}_s \mathbf{h}_r^H \\ \mathbf{h}_r \mathbf{h}_s^H & \boldsymbol{\Sigma}_{rr} + \mathbf{h}_r \mathbf{h}_r^H \end{bmatrix}. \quad (5)$$

We now consider  $N$  consecutive array snapshots  $[\mathbf{x}[1], \dots, \mathbf{x}[N]] = \mathbf{X} \in \mathcal{C}^{2M \times N}$ , which are i.i.d. realizations of  $\mathbf{x}[n] \sim \mathcal{CN}(\mathbf{0}_{2M}, \mathbf{R})$ . The likelihood can be written as

$$f(\mathbf{X}; \mathbf{R}) = \frac{1}{\pi^{2MN} \det(\mathbf{R})^N} \exp\{-N \operatorname{tr}(\mathbf{S}\mathbf{R}^{-1})\}, \quad (6)$$

where  $\mathbf{S} = \frac{1}{N} \mathbf{X}\mathbf{X}^H$  is the sample covariance matrix, which can be partitioned as

$$\mathbf{S} = \begin{bmatrix} \mathbf{S}_{ss} & \mathbf{S}_{sr} \\ \mathbf{S}_{sr}^H & \mathbf{S}_{rr} \end{bmatrix}, \quad (7)$$

where  $\mathbf{S}_{ss}$  is the sample covariance matrix of the surveillance channel and the other blocks are defined similarly.

*Remark:* Notice that it is not possible to solve the considered detection problem using only the surveillance channel and exploiting the rank-deficient structure of the transmitted signal as in [7–10, 12]. The reason is that, since  $\boldsymbol{\Sigma}_{ss}$  is an arbitrary positive definite matrix, both hypotheses have the same set of admissible covariance matrices and the hypotheses are thus indistinguishable.

### 3. GLRT DETECTOR

#### 3.1. Problem Invariances

Let us first consider the problem invariances.

**Proposition 1.** *The detection problem (3) is invariant to the transformation group*

$$T = \left\{ \mathbf{T} : \mathbf{T} = \begin{bmatrix} \mathbf{T}_s & \mathbf{0}_M \\ \mathbf{0}_M & \mathbf{T}_r \end{bmatrix}, \det(\mathbf{T}) \neq 0 \right\}, \quad (8)$$

with group action  $\mathbf{T}\mathbf{R}_{xx}\mathbf{T}^H$ .

*Proof.* If we apply an arbitrary block-diagonal transformation  $\mathbf{T}$  to the vector of observations  $\mathbf{x}$ , it is clear that the structure of the covariance matrices under each hypothesis remains unchanged after the transformation. As stated in [18], since the distributions remain in the same family (zero-mean complex Gaussians) and the parameter spaces are preserved, we can conclude that the detection problem (3) is invariant to block-diagonal transformations.  $\square$

Now, it is well-known that the canonical correlations between the surveillance and the reference channels are a complete set of invariants to block-diagonal transformations [19], [20]. Therefore, any invariant detector must be only a function of them. The sample canonical correlations are the singular values of the sample coherence matrix between the surveillance and reference channels  $\mathbf{C} = \mathbf{S}_{ss}^{-1/2} \mathbf{S}_{sr} \mathbf{S}_{rr}^{-H/2}$ . More specifically, from the singular value decomposition (SVD)  $\mathbf{C} = \mathbf{F}\mathbf{K}\mathbf{G}^H$ , the matrix  $\mathbf{K} = \operatorname{diag}(k_1, \dots, k_M)$  contains the sample canonical correlations  $1 \geq k_1 \geq \dots \geq k_M \geq 0$  along its diagonal.

In summary, any invariant detector for our problem must be a function of the canonical correlations. This function, however, will depend in general on the unknown parameters, and therefore the uniformly most powerful invariant (UMPI) test is unlikely to exist.

#### 3.2. Derivation of the GLR test

A conventional approach when the UMPI test does not exist, is the generalized likelihood ratio test (GLRT), in which the unknown parameters are replaced by their maximum likelihood estimates under each hypothesis

$$\frac{\max_{\mathbf{R}_1} f(\mathbf{X}; \mathbf{R}_1)}{\max_{\mathbf{R}_0} f(\mathbf{X}; \mathbf{R}_0)} \stackrel{H_1}{\underset{H_0}{\gtrless}} \eta, \quad (9)$$

where  $\mathbf{R}_0$  and  $\mathbf{R}_1$  are matrices with the block structure shown in (4) and (5), respectively. It is known that the GLRT is invariant to transformations for which the detection problem itself is invariant [21]. This means that the GLRT must be also a function of the canonical correlations. More specifically, we have the following result, which is the main contribution of this paper.

**Theorem 1.** *The GLRT for  $\mathcal{H}_0 : \mathbf{R} = \mathbf{R}_0$  versus  $\mathcal{H}_1 : \mathbf{R} = \mathbf{R}_1$  can be written as follows*

$$k_1^2 \stackrel{H_1}{\underset{H_0}{\gtrless}} \eta, \quad (10)$$

where  $k_1$  is the maximum sample canonical correlation between the surveillance and reference channels, and  $\eta$  is a suitable threshold.

*Proof.* Under  $\mathcal{H}_0$ , the composite covariance  $\mathbf{R}_0$  in (4) has a block-diagonal structure where the blocks have no particular structure apart from being positive definite matrices. Then, it is well known that its ML estimate is  $\hat{\mathbf{R}}_0 = \text{diag}_M(\mathbf{S})$ , and the compressed likelihood under  $\mathcal{H}_0$  reduces to

$$f(\mathbf{X}; \hat{\mathbf{R}}_0) = \frac{e^{-2MN}}{\pi^{2MN} \det(\mathbf{S}_{ss})^N \det(\mathbf{S}_{rr})^N}. \quad (11)$$

On the other hand, to find the ML estimate of  $\mathbf{R}_1$  amounts to solving the following optimization problem

$$\max_{\hat{\mathbf{R}}_1 \in \mathcal{G}} -\log \det \hat{\mathbf{R}}_1 - \text{tr}(\hat{\mathbf{R}}_1^{-1} \mathbf{S}), \quad (12)$$

where  $\mathcal{G}$  denotes the set of pd matrices with the required structure: arbitrary positive definite blocks along the main diagonal and rank-one blocks along the antidiagonal, as in (5). We can now apply block diagonal transformations to  $\mathbf{S}$  and  $\hat{\mathbf{R}}_1$  such that

$$\mathbf{S} = \begin{bmatrix} \mathbf{L}_s & \mathbf{0}_M \\ \mathbf{0}_M & \mathbf{L}_r \end{bmatrix} \begin{bmatrix} \mathbf{I}_M & \mathbf{K} \\ \mathbf{K} & \mathbf{I}_M \end{bmatrix} \begin{bmatrix} \mathbf{L}_s^H & \mathbf{0}_M \\ \mathbf{0}_M & \mathbf{L}_r^H \end{bmatrix} = \mathbf{L} \mathbf{\Lambda}_s \mathbf{L}^H, \quad (13)$$

$$\hat{\mathbf{R}}_1 = \begin{bmatrix} \mathbf{T}_s & \mathbf{0}_M \\ \mathbf{0}_M & \mathbf{T}_r \end{bmatrix} \begin{bmatrix} \mathbf{I}_M & \mathbf{J} \\ \mathbf{J} & \mathbf{I}_M \end{bmatrix} \begin{bmatrix} \mathbf{T}_s^H & \mathbf{0}_M \\ \mathbf{0}_M & \mathbf{T}_r^H \end{bmatrix} = \mathbf{T} \mathbf{\Lambda}_1 \mathbf{T}^H, \quad (14)$$

where  $\mathbf{K} = \text{diag}(k_1, \dots, k_M)$  contains the sample canonical correlations, and  $\mathbf{J} = \text{diag}(\sigma_1, 0, \dots, 0)$  is a diagonal matrix with a single non-zero element on its diagonal satisfying  $0 < \sigma_1 \leq 1$ . Notice also that  $\mathbf{L}_s = \mathbf{S}_{ss}^{1/2} \mathbf{F}$  and  $\mathbf{L}_r = \mathbf{S}_{rr}^{1/2} \mathbf{G}$ , where  $\mathbf{F}$  and  $\mathbf{G}$  contain the left and right singular vectors of  $\mathbf{C}$ .

Substituting (13) and (14) into (12), we obtain the following equivalent optimization problem

$$\max_{\mathbf{T} \in \mathcal{T}, 0 < \sigma_1 \leq 1} -\log \det(\mathbf{T} \mathbf{\Lambda}_1 \mathbf{T}^H) - \text{tr}(\mathbf{T}^{-H} \mathbf{\Lambda}_1^{-1} \mathbf{T}^{-1} \mathbf{L} \mathbf{\Lambda}_s \mathbf{L}^H), \quad (15)$$

where  $\mathcal{T}$  is the transformation group defined in (8). Defining  $\mathbf{P}^H = \mathbf{T}^{-1} \mathbf{L}$ , which also belongs to the transformation group  $\mathcal{T}$ , problem (15) can be reformulated as

$$\max_{\mathbf{P} \in \mathcal{T}, 0 < \sigma_1 \leq 1} \log \det(\mathbf{P}^H \mathbf{\Lambda}_1^{-1} \mathbf{P}) - \text{tr}(\mathbf{\Lambda}_1^{-1} \mathbf{P}^H \mathbf{\Lambda}_s \mathbf{P}). \quad (16)$$

After some algebra we find that  $\mathbf{\Lambda}_1^{-1}$  can be written as

$$\mathbf{\Lambda}_1^{-1} = \begin{bmatrix} \mathbf{I}_M & \mathbf{J} \\ \mathbf{J} & \mathbf{I}_M \end{bmatrix}^{-1} = \mathbf{I}_{2M} + \begin{bmatrix} -\sigma_1 \mathbf{D} & \mathbf{D} \\ \mathbf{D} & -\sigma_1 \mathbf{D} \end{bmatrix}, \quad (17)$$

where  $\mathbf{D} = \text{diag}\left(-\frac{\sigma_1}{(1-\sigma_1^2)}, 0, \dots, 0\right)$ . Plugging (17) into (16) yields the following problem

$$\max_{\mathbf{P} \in \mathcal{T}, 0 < \sigma_1 \leq 1} \log \det(\mathbf{P}^H \mathbf{P}) - \text{tr}(\mathbf{P}^H \mathbf{P}) - \log(1 - \sigma_1^2) + \frac{\sigma_1}{(1 - \sigma_1^2)} (2\Re(\mathbf{p}_s^H \mathbf{K} \mathbf{p}_r) - \sigma_1 \|\mathbf{p}_s\|^2 - \sigma_1 \|\mathbf{p}_r\|^2), \quad (18)$$

where  $\mathbf{p}_s$  and  $\mathbf{p}_r$  are the first columns of  $\mathbf{P}_s$  and  $\mathbf{P}_r$ , respectively. Solving (18) with respect to  $\mathbf{P}_s$  and  $\mathbf{P}_r$ , it is easy to see that they should be unitary matrices. The optimization with respect to  $\sigma_1$  shows that we have to take  $\mathbf{P}_s = \mathbf{P}_r = \mathbf{I}_M$  and  $\sigma_1 = k_1$ , thus making the last term in (18) zero.

Now, recalling that  $\mathbf{P}_s = \mathbf{T}_s^{-1} \mathbf{L}_s$ , we see that  $\mathbf{P}_s = \mathbf{I}_M$  implies  $\mathbf{T}_s = \mathbf{L}_s = \mathbf{S}_{ss}^{1/2} \mathbf{F}$ , and similarly  $\mathbf{T}_r = \mathbf{L}_r = \mathbf{S}_{rr}^{1/2} \mathbf{G}$ . Substituting these values into (14), the ML estimate of the covariance matrix under  $\mathcal{H}_1$  is finally given by

$$\hat{\mathbf{R}}_1 = \begin{bmatrix} \mathbf{S}_{ss} & \mathbf{S}_{ss}^{1/2} \mathbf{f}_1 k_1 \mathbf{g}_1^H \mathbf{S}_{rr}^{1/2} \\ \mathbf{S}_{rr}^{1/2} \mathbf{g}_1 k_1 \mathbf{f}_1^H \mathbf{S}_{ss}^{1/2} & \mathbf{S}_{rr} \end{bmatrix}. \quad (19)$$

It is now easy to check that the compressed likelihood under  $\mathcal{H}_1$  reduces to

$$f(\mathbf{X}; \hat{\mathbf{R}}_1) = \frac{e^{-2MN}}{\pi^{2MN} (\det(\mathbf{S}_{ss}) \det(\mathbf{S}_{rr}) (1 - k_1^2))^N}, \quad (20)$$

and, finally, the likelihood ratio is

$$\frac{f(\mathbf{X}; \hat{\mathbf{R}}_1)}{f(\mathbf{X}; \hat{\mathbf{R}}_0)} = \frac{1}{(1 - k_1^2)^N}, \quad (21)$$

which proves Theorem 1<sup>1</sup>.  $\square$

In comparison to previous works on detecting correlation in multi-channel time series, the main difference of our work lies on the fact that the anti-diagonal blocks of the composite matrix under the alternative for our model,  $\hat{\mathbf{R}}_{sr}$  and  $\hat{\mathbf{R}}_{rs}$ , are rank-one matrices. Otherwise, if the covariance matrix under  $\mathcal{H}_1$  were an arbitrary pd matrix, the GLR statistic would be the following generalized Hadamard ratio [23], [24]

$$H = \frac{\det(\mathbf{S})}{\det(\mathbf{S}_{ss}) \det(\mathbf{S}_{rr})} = \prod_{i=1}^M (1 - k_i^2) \quad (22)$$

Notice also that  $1 - H$  is in fact the Generalized Coherence (GC) originally defined in [25], and widely applied to multi-channel detection problems since then.

### 3.3. Distribution under the null hypothesis

Under  $\mathcal{H}_0$ , the joint density of the squared canonical correlations was derived in 1939 by Hsu, [26]. However, to obtain the marginal distribution of  $k_1^2$  from the joint density is not an easy task in general, and no simple closed-form expression exists. In this work, we exploit recent results from random matrix theory that provide the asymptotic distribution of the largest squared canonical correlation when  $N \rightarrow \infty$ ,  $M \rightarrow \infty$  with  $M/N \rightarrow p$ . Specifically, we have the following result adapted from [27].

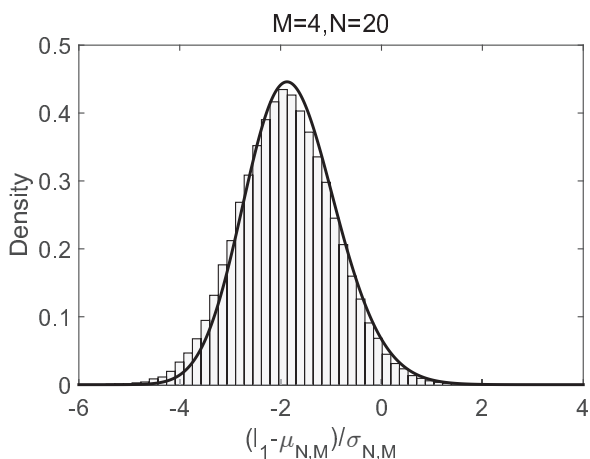
**Theorem 2.** *Let  $l_1 = \log(k_1^2/(1 - k_1^2))$ , be the logit transform of the largest squared canonical correlation. Then, as  $N \rightarrow \infty$ ,  $M \rightarrow \infty$ ,  $M/N \rightarrow p$ , we have the limiting distribution*

$$\mathcal{P} \left\{ \frac{l_1 - \mu_{N,M}}{\sigma_{N,M}} \leq x \right\} \rightarrow F_2(x), \quad (23)$$

where  $F_2(x)$  is the distribution function for the Tracy-Widom law of order 2. The centering and scaling constants are given by

$$\mu_{N,M} = \frac{\sigma_1^{-1} u_1 + \sigma_2^{-1} u_2}{\sigma_1^{-1} + \sigma_2^{-1}}, \quad \text{and} \quad \sigma_{N,M}^{-1} = \frac{1}{2} (\sigma_1^{-1} + \sigma_2^{-1}), \quad (24)$$

<sup>1</sup>After the submission of this paper, it was brought to our attention that a different proof of this result was given in [22].



**Fig. 1.** Empirical histogram and unitary Tracy-Widom distribution (solid line) for  $M = 4$  antennas and  $N = 20$  snapshots.

where  $u_1 = 2 \log \tan(2\alpha)$ ,  $u_2 = 2 \log \tan(2\beta)$ , and

$$\sigma_1^3 = \frac{16}{(N+1)^2 \sin^2(4\alpha) \sin^2(2\alpha)},$$

$$\sigma_2^3 = \frac{16}{(N-1)^2 \sin^2(4\beta) \sin^2(2\beta)},$$

with

$$\sin^2(\alpha) = \frac{M+1/2}{N+1}, \quad \text{and} \quad \sin^2(\beta) = \frac{M-1/2}{N-1}.$$

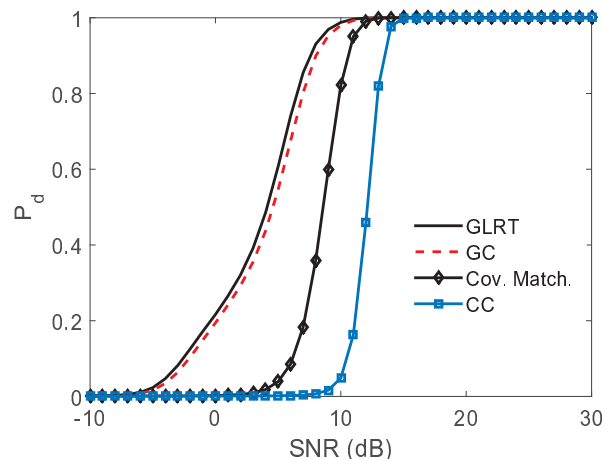
*Proof.* See Theorem 2 in [27].  $\square$

The accuracy of the Tracy-Widom approximation is verified in Fig. 1, which shows the normalized histogram of  $10^5$  realizations of the random variable  $\frac{l_1 - \mu_{N,M}}{\sigma_{N,M}}$  under the null, and the unitary Tracy-Widom distribution  $F_2(x)$  in solid line. In this example the number of antennas is  $M = 4$  and the number of snapshots is  $N = 20$ . The centering and scaling parameters obtained from (24) are  $\mu_{N,M} = 0.5729$  and  $\sigma_{N,M} = 0.4091$ , respectively. Notice also that these parameters only depend on the number of antennas,  $M$ , and the number of snapshots,  $N$ . Therefore, the proposed GLR test has the constant false alarm rate (CFAR) property with respect to the reference channel SNR.

#### 4. SIMULATION RESULTS

In this section we evaluate the performance of the GLR detector by means of Monte Carlo simulations. According to our model, the additive noise follows a Gaussian distribution with arbitrary, randomly generated, covariance matrices ( $\Sigma_{ss}$ ,  $\Sigma_{rr}$ ). For each realization we scale the channels so that the signal-to-noise-ratio (SNR), defined as  $\text{SNR}_i = 10 \log_{10}(\mathbf{h}_i^H \mathbf{h}_i / \text{tr}(\Sigma_{ii}))$ ,  $i = \{s, r\}$ , is constant. For comparison, we have also included the performance of three other detectors:

1. Generalized Coherence (GC) detector [23]- [25].
2. Covariance matching detector: this detector uses structured estimates for  $\mathbf{R}_0$  and  $\mathbf{R}_1$  that minimize the Frobenius norm between the sample covariance and the estimate:  $\|\mathbf{S} - \mathbf{R}\|_F^2$ .



**Fig. 2.**  $P_d$  curves versus SNR for an scenario with  $M = 4$  antennas and  $N = 100$  snapshots,  $P_{fa} = 1e-3$ .

3. Cross-correlation (CC) detector, which uses  $|\text{tr}(\mathbf{S}_{sr}^H \mathbf{S}_{sr})|$  as statistic. This is an extension to the multiantenna case of the CC detector typically used in passive radar systems [3].

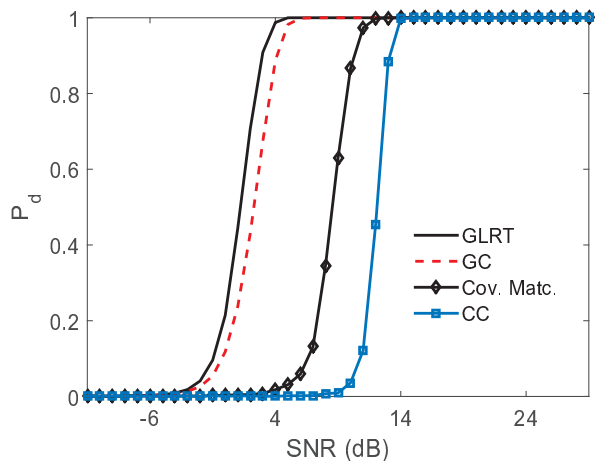
For the considered scenario, the entries of  $\mathbf{h}_s$  and  $\mathbf{h}_r$  are randomly drawn from a zero-mean Gaussian distribution with unit variance, and scaled to achieve the desired SNR. The probability of false alarm for all detectors is fixed to  $P_{fa} = 1e-3$ . The threshold for the GLRT that achieves the required  $P_{fa}$  is obtained using the Tracy-Widom approximation described in subsection 3.3, whereas for the GC detector we use the null distribution derived in [24]. For the covariance matching and the cross-correlation detectors the threshold is determined empirically using  $10^5$  random realizations under  $\mathcal{H}_0$ . Moreover, for each SNR and for each realization of the unknowns ( $\mathbf{h}_s, \mathbf{h}_r, \Sigma_{ss}, \Sigma_{rr}$ ), the probability of detection is estimated from 2000 independent simulations.

The first example involves a scenario with  $M = 4$  antennas and  $N = 100$  snapshots. Fig. 2 depicts the probability of detection  $P_d$  versus the SNR (we assume that the SNR is the same for both channels) for the considered detectors. The GLRT performs slightly better than the GC detector, and both clearly improve on the covariance matching and the cross-correlation detectors. Fig. 3 shows the results obtained for a scenario with  $M = 8$  antennas and  $N = 250$  snapshots, where we can observe that the relative advantage of the GLRT, which exploits the rank-one structure of the covariance matrix, with respect to the GC detector becomes more important as the number of antennas increases.

#### 5. CONCLUSIONS

This paper addressed the problem of detecting a rank-one signal in a two-channel passive network when the noise covariance matrices at both the surveillance and the reference channels are arbitrary positive definite matrices. The GLRT for this problem is given by the largest empirical canonical correlation between the surveillance and the reference channels. Recent results from random matrix theory show that the limiting distribution of the test statistic under the null converges to a Tracy-Widom law of order 2, which allowed us to set the threshold for a given false alarm probability.





**Fig. 3.**  $P_d$  curves versus SNR for an scenario with  $M = 8$  antennas and  $N = 250$  snapshots,  $P_{fa} = 1e - 3$ .

## 6. REFERENCES

- [1] G. Cui, J. Liu, H. Li, B. Himed "Target detection for passive radar with noisy reference channel," in *Proceedings of 2014 IEEE Radar Conference*, Cincinnati, Ohio, May 19-23, 2014.
- [2] D. E. Hack, L. K. Patton, B. Himed, M. A. Saville "Detection in passive MIMO radar networks," *IEEE Trans. Signal Process.*, vol. 62, no. 11, pp. 2999-3012, June 2014.
- [3] J. Liu, H. Li, B. Himed, "On the performance of the cross-correlation detector for passive radar applications," *Signal Process.*, vol. 113, pp. 32-37, 2015.
- [4] Tevfik Yücek and H. Arslan, "A survey of spectrum sensing algorithms for cognitive radio applications," *IEEE Comm. Surveys & Tutorials*, vol. 11, no. 1, pp. 116-130, 2009.
- [5] L. Li, G. Zhao, X. Zhou, "Enhancing small cell transmission opportunity through passive receiver detection in two-tier heterogeneous networks," *IEEE Trans. Signal Process.*, vol. 63, no. 13, pp. 3461-3473, July 2015.
- [6] G. Cui, J. Liu, H. Li, B. Himed "Signal detection with noisy reference for passive sensing," *Signal Processing*, vol. 108, pp. 389-399, 2015.
- [7] O. Besson, S. Kraut, L. Scharf, "Detection of an unknown rank-one component in white noise," *IEEE Trans. Signal Process.*, vol. 54, no. 7, pp. 2835-2839, July 2006.
- [8] D. Hack, L. Patton, B. Himed "Multichannel detection of an unknown rank-one signal with uncalibrated receivers," *IEEE Int. Conf. Acoust., Speech and Signal Proc. (ICASSP)*, Florence, Italy, May 2014.
- [9] D. E. Hack, C. W. Rossler, L. K. Patton, "Multichannel detection of an unknown rank-N signal using uncalibrated receivers," *IEEE Signal Process. Lett.*, vol. 21, no. 8, pp. 998-1002, Aug. 2014.
- [10] D. Ramirez, G. Vazquez-Vilar, R. Lopez-Valcarce, J. Via, I. Santamaria, "Detection of rank-P signals in cognitive radio networks with uncalibrated multiple antennas," *IEEE Trans. Signal Process.*, vol. 59, no. 8, pp. 3764-3774, Aug. 2011.
- [11] A. Taherpour, M. Nasiri-Kenari, S. Gazor, "Multiple antenna spectrum sensing in cognitive radios," *IEEE Trans. on Wireless Comm.*, vol. 9, no. 2, pp. 814-823, 2010.
- [12] J. Sala-Alvarez, G. Vazquez-Vilar, R. Lopez-Valcarce "Multiantenna GLR detection of rank-one signals with unknown power spectrum in white noise with unknown spatial correlation," *IEEE Trans. Signal Process.*, vol. 60, no. 6, pp. 3065-3078, June 2012.
- [13] S. Sirianunpiboon, S. D. Howard, D. Cochran, "Multiple-channel detection of signals having known rank," *IEEE Int. Conf. Acoust., Speech and Signal Proc. (ICASSP)*, pp. 6536-6540, Vancouver, Canada, 2013.
- [14] J. K. Tugnait, "On multiple antenna spectrum sensing under noise variance uncertainty and flat fading," *IEEE Trans. Signal Process.*, vol. 60, no. 4, pp. 1823-1832, 2012.
- [15] A. Leshem, A.-J. Van der Veen, "Multichannel detection of Gaussian signals with uncalibrated receivers," *IEEE Signal Process. Letters*, vol. 8, no. 4, pp. 120122, 2001.
- [16] R. Zhang, T. Lim, Y.-C. Liang, Y. Zeng, "Multi-antenna based spectrum sensing for cognitive radios: A GLRT approach," *IEEE Trans. on Comm.*, vol. 58, no. 1, pp. 8488, 2010.
- [17] P. E. Howland, D. Maksimiuk, G. Reitsma "FM radio based bistatic radar," *IEE Proc. of Radar, Sonar and Navigation*, vol. 152, no. 3, pp. 107-115, June 2005.
- [18] E. L. Lehmann, J. P. Romano *Testing Statistical Hypotheses*, Third Ed., New York, Springer-Verlag, 2005.
- [19] A. Pezeshki, L. L. Scharf, J. K. Thomas, B. D. Van Veen, "Canonical coordinates are the right coordinates for the low-rank Gauss-Gauss detection and estimation," *IEEE Trans. Signal Process.*, vol. 54, no. 12, pp. 4817-4820, Dec. 2006.
- [20] P. J. Schreier, L. L. Scharf, A. Hanssen, "A generalized likelihood ratio test for impropriety of complex signals," *IEEE Signal Process. Letters*, vol. 13, no. 7, pp. 433-436, July 2006.
- [21] S. M. Kay, J. R. Gabriel "An invariance property of the generalized likelihood ratio test," *IEEE Signal Process. Letters*, vol. 10, no. 12, pp. 352-355, Dec 2003.
- [22] P. Stoica, K. M. Wong, Q. Wu "On a nonparametric detection method for array signal processing in correlated noise fields," *IEEE Trans. Signal Process.*, vol. 44, no. 4, pp. 1030-1032, Apr. 1996.
- [23] D. Ramirez, J. Via, I. Santamaria, L. L. Scharf, "Detection of spatially correlated Gaussian time series," *IEEE Trans. Signal Process.*, vol. 58, no. 10, pp. 5006-5015, Oct. 2010.
- [24] N. Klausner, M. R. Azimi-Sadjadi, L. L. Scharf, "Detection of spatially correlated time series from a network of sensor arrays," *IEEE Trans. Signal Process.*, vol. 62, no. 6, pp. 1396-1407, March 2014.
- [25] D. Cochran, H. Gish, D. Sinno, "A geometric approach to multiple channel signal detection," *IEEE Trans. Signal Process.*, vol. 43, pp. 2049-2057, Sep. 1995.
- [26] P. L. Hsu, "On the distribution of roots of certain determinantal equations," *Ann. Eugenics*, vol. 9, pp. 250-258, 1939.
- [27] I. M. Johnstone, "Multivariate analysis and Jacobi ensembles: Largest eigenvalue, Tracy-Widom limits and rates of convergence," *Ann. Statist.*, vol. 36, no.6, pp. 2638-2716, 2008.